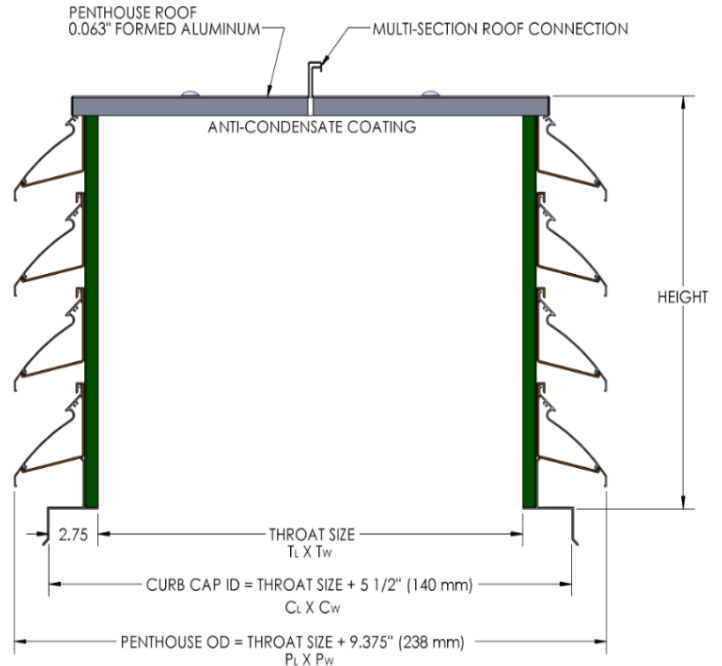



# PH-2425M

## MITRE CORNER PENTHOUSE – 4" DEEP STORMPROOF



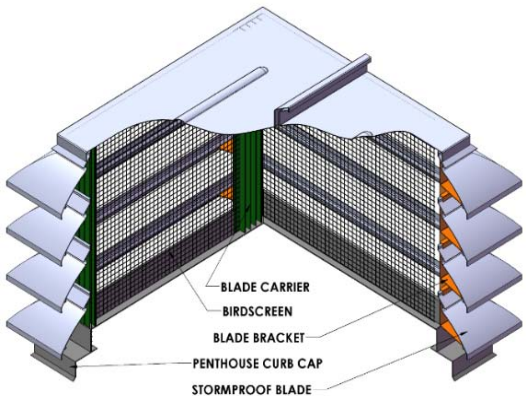
\* MITRE CORNER MILL FINISH MAX SIZE 88 X 112 X 72  
 \* MITRE CORNER MAX SIZE PAINTED 52 X 112 X 66 (FOR LARGER SIZES USE MODEL-2425MS)

STANDARD CONSTRUCTION	
<b>BLADE STYLE:</b>	4" (102 mm) DEEP STORMPROOF BLADES
<b>CORNER STYLE:</b>	MITRE CORNER
<b>MATERIAL:</b>	EXTRUDED ALUMINUM – 6063-T6 ALLOY
<b>FRAME THICKNESS:</b>	0.081" (2.29 mm)
<b>BLADE THICKNESS:</b>	0.081" (2.06 mm)
<b>BLADE ANGLE:</b>	45°
<b>BLADE CENTRES:</b>	4.875" (124 mm)
<b>BIRDSCREEN:</b>	19 GA. GALVANIZED BIRDSCREEN - 1/2" x 1/2" OPENINGS
<b>FINISH:</b>	MILL
<b>ROOF INSULATION:</b>	FACTORY APPLIED ANTI-CONDENSATE COATING

	SIZE LIMITATIONS	
	MINIMUM	MAXIMUM
<b>THROAT</b> T <sub>L</sub> x T <sub>w</sub>	12" x 12" (305 x 305 mm)	CONSULT VENTEX
<b>CURB CAP ID</b> C <sub>L</sub> x C <sub>w</sub>	17.5" x 17.5" (445 x 445 mm)	
<b>PENTHOUSE OD</b> P <sub>L</sub> x P <sub>w</sub>	21.375" x 21.375" (543 x 543 mm)	
<b>HEIGHT</b>	12" (305 mm)	

\*PENTHOUSE WILL BE MANUFACTURED EXACT SIZE UNLESS OTHERWISE SPECIFIED  
 \*RECOMMENDED CURB SIZE = CURB CAP ID - 1 1/2" (38 mm)  
 \*RECOMMENDED CURB OD = THROAT SIZE + 8.125" (206 mm)

AVAILABLE ACCESSORIES	
<b>SCREENS:</b>	<b>BLANK-OFF PANELS (ALUMINUM):</b> VARIOUS GAUGES
<ul style="list-style-type: none"> <li>• BIRDSCREEN                             <ul style="list-style-type: none"> <li>○ 1/2" x 1/2" INTER CRIMPED ALUMINUM</li> <li>○ 1" x 1" INTER CRIMPED ALUMINUM</li> <li>○ BIRDSCREEN WITH FRAME</li> </ul> </li> <li>• INSECT SCREEN (ALUMINUM AND SS)                             <ul style="list-style-type: none"> <li>○ 18 x 14 MESH</li> </ul> </li> </ul>	<ul style="list-style-type: none"> <li>• NON-INSULATED BLANK-OFF PANELS</li> <li>• INSULATED BLANK-OFF PANELS                             <ul style="list-style-type: none"> <li>○ 1" (25.4 mm) INSULATION</li> <li>○ 2" (50.8 mm) INSULATION</li> </ul> </li> </ul>
<b>OTHER:</b>	
<ul style="list-style-type: none"> <li>• FILTER RACKS</li> <li>• STAINLESS STEEL FASTENERS</li> <li>• HINGED ROOF</li> <li>• 3MM CONSTRUCTION</li> <li>• CONTROL DAMPERS FOR THROAT</li> </ul>	



TAG	QTY.	THROAT SIZE T <sub>L</sub> x T <sub>w</sub>	CURB CAP ID C <sub>L</sub> x C <sub>w</sub>	PENTHOUSE OD P <sub>L</sub> x P <sub>w</sub>	HEIGHT	ACCESSORIES
		x	x	x		
		x	x	x		
		x	x	x		
		x	x	x		
		x	x	x		

THROAT SIZE + 5.5" (140 mm)      THROAT SIZE + 9.375" (238 mm)

<b>PROJECT NAME:</b> _____	<b>ENGINEER:</b> _____
<b>CONTRACTOR:</b> _____	<b>SUBMITTAL DATE:</b> _____